

**SAMRAT FORGINGS LIMITED**

CIN: U28910CH1981PLC004522

Regd. Office: #406, First Floor, Sector 15-A, Chandigarh - 160015

Tel: 0172-2774555, Email: info@samratforgings.com, Website: www.samratforgings.com

**Shareholding Pattern under Regulation 31 of SEBI (Listing Obligations and Disclosure Requirements) Regulations, 2015**

1. Name of the Entity: Samrat Forgings Limited
2. Scrip Code/Name of Scrip/Class of Security: Equity
3. Shareholding Pattern filed under: Reg. 31(1)(b)
4. Report for the quarter ended: 30th September, 2019
5. Declaration: The Listed Entity is required to submit the following declaration to the extent of submission of information-

	Particulars	Yes*	No*
1	Whether the Listed Entity has issued any partly paid up shares?	-	No
2	Whether the Listed Entity has issued any Convertible Securities or Warrants	-	No
3	Whether the Listed Entity has any shares against which depository receipts are issued?	-	No
4	Whether the Listed Entity has any Shares in locked-in?	-	No
5	Whether any shares held by promoters are pledged or otherwise encumbered?	Yes	-

\* If the Listed Entity selects the option 'No' for the questions above, the columns for the partly paid up shares, Outstanding Convertible Securities/Warrants, depository receipts, locked in shares, No of shares pledged or otherwise encumbered by promoters, as applicable, shall not be displayed at the time of dissemination on the Stock Exchange website. Also wherever there is 'No' declared by Listed Entity in above table the values will be considered as 'Zero' by default on submission of the format of holding of specified securities.

5. The tabular format for disclosure of holding of specified securities is as follows:-



For Samrat Forgings Ltd.

*(Signature)*  
Managing Director

Table I - Summary Statement holding of specified securities

Category	Category of shareholder	No. of Shareholders	No. of fully paid up equity shares held	No. of partly paid up equity shares held	No. of shares underlying Depository Receipts	Total Nos. shares held (VII) = (IV) + (V) + (VI)	Shareholding as a % of total no. of shares (calculated as per SCRR, 1957)	Number of Voting Rights held in each class of securities			No. of Shares outstanding convertible securities (including warrants)	Shareholding as a % assuming full conversion of convertible securities (as a percentage of diluted share capital)	Number of shares locked in shares		Number of shares pledged or otherwise encumbered		Number of equity shares held in dematerialized form
								No. of Voting Rights		Total as a % of (A+B+C)			No. (a)	As a % of total shares held (b)	No. (a)	As a % of total shares held (b)	
								Class eg: X (having voting rights)	Class Eg: Y								
(I)	(II)	(III)	(IV)	(V)	(VI)	(VII) = (IV) + (V) + (VI)	(VIII) As a % of (A+B+C2)	(IX)	(X)	(XI) = (VII)/(X) As a % of (A+B+C2)	(XII)	(XIII)	(XIV)				
(A)	Promoter & Promoter Group	11	3749061	0	0	3749061	74.98	0	3749061	74.98	0	1125331	30.02	3481320			
(B)	Public	741	1250939	0	0	1250939	25.02	0	1250939	25.02	0	-	-	716800			
(C)	Non Promoter- Shares	0	0	0	0	0	0.00	0	0	0	0	0	0	0			
(C1)	Shares underlying DRs	0	0	0	0	0	0.00	0	0	0	0	0	0	0			
(C2)	Shares held by Employee Trusts	0	0	0	0	0	0.00	0	0	0	0	0	0	0			
	Total	752	5000000	0	0	5000000	100.00	0	5000000	100.00	0	0	0	4195120			

Note: Details relating to number of shares pledged or otherwise encumbered by Public Shareholders are not applicable and hence not given above.




  
**For Samrat Forgings Ltd.**  
  
**Managing Director**

Table II - Statement showing shareholding pattern of the Promoter and Promoter Group

Category & Name of the shareholders	PAN	No. of Shareholders	No. of fully paid up equity shares held	No. of partly paid up equity shares held	No. of underlying Depository Receipts	Total Nos. shares held (VII) = (V)+(VI)	Shareholding as a % of total no. of shares (calculated as per SCRR, 1957) (VIII) As a % of (A+B+C2)	Number of Voting Rights of securities			No. of Shares underlying convertible securities (including warrants) (X) As a % of (A+B+C2)	Shareholding as a % assuming full conversion of convertible securities (as a percentage of diluted share capital) (XI) = (VII)/(X) As a % of (A+B+C2)	Number of locked in shares		Number of shares pledged or otherwise encumbered		Number of equity shares held in dematerialized form (XIV)	
								No. of Voting Rights		Total as a % of securities (A+B+C)			No. (a)	No. (b)	No. (a)	No. (b)		
								Class eg: X (having voting rights)	Class eg: Y									As a % of total shares held
(1) Indian Individuals/ Hindu undivided Family																		
(a) Sh. J.C. Chowdhary	ABTPC7158H		10			10	0.00	10	10	0.00	0	0	0	0	0	0	0	0
Smt. Bindu Chowdhary	AFJPC8278A		10			10	0.00	10	10	0.00	0	0	0	0	0	0	0	0
Mr. Rakesh M. Kumar	ACEPK5955C		1180100			1180100	23.60	1180100	1180100	23.60	0	0	0	0	0	0	0	0
Mrs. Kiran M. Kumar	AKYKP2089D		90000			90000	1.80	90000	90000	1.80	0	0	0	0	0	0	0	0
Mrs. Ritujoshi	AFDPJ6422R		20			20	0.00	20	20	0.00	0	0	0	0	0	0	0	0
Mr. R.N. Sood	AJDFP59189H		10			10	0.00	10	10	0.00	0	0	0	0	0	0	0	0
Mr. S.C. Chowdhary			10			10	0.00	10	10	0.00	0	0	0	0	0	0	0	0
(b) Central Government/State Government(s)			0			0	0	0	0	0	0	0	0	0	0	0	0	0
(c) Financial Institutions/Banks			0			0	0	0	0	0	0	0	0	0	0	0	0	0
(d) Any other (Specify)			0			0	0	0	0	0	0	0	0	0	0	0	0	0
Bodhis Corporate Jewwani Poly Products Pvt. Ltd		4	2478901			2478901	49.58	2478901	2478901	49.58	0	0	0	0	0	0	0	0
Nairajan Investments & Finance Pvt. Ltd	AAACJ3639B		1361200			1361200	27.22	1361200	1361200	27.22	0	0	0	0	0	0	0	0
Jay Dee Holdings Pvt. Ltd	AAACN5008J		820000			820000	16.40	820000	820000	16.40	0	0	0	0	0	0	0	0
R Kumar Investments & Finance Pvt. Ltd	AAACJ5318H		280000			280000	5.60	280000	280000	5.60	0	0	0	0	0	0	0	0
Sub-Total (A)(1)		11	3749061			3749061	74.98	3749061	3749061	74.98	0	0	0	0	0	0	0	0
(2) Foreign Individuals (Non-Resident Individuals)			0			0	0	0	0	0	0	0	0	0	0	0	0	0
(a) Foreign Individuals			0			0	0	0	0	0	0	0	0	0	0	0	0	0
(b) Government Institutions			0			0	0	0	0	0	0	0	0	0	0	0	0	0
(c) Foreign Portfolio Investor			0			0	0	0	0	0	0	0	0	0	0	0	0	0
(d) Any other (Specify)			0			0	0	0	0	0	0	0	0	0	0	0	0	0
(e) Sub-Total (A)(2)			0			0	0	0	0	0	0	0	0	0	0	0	0	0
Total Shareholding of Promoter and Promoter Group (A) = (A)(1)+(A)(2)		11	3749061			3749061	74.98	3749061	3749061	74.98	0	0	0	0	0	0	0	0
																		30.02
																		1270120




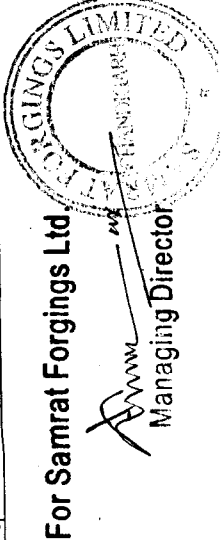
For Samrat Forgings Ltd  
  
 Managing Director

Table III - Statement showing shareholding pattern of Public shareholders

Category & Name of the shareholders	FAN	No. of Shareholders	No. of fully paid up equity shares held	No. of partly paid up equity shares held	No. of shares underlying Depository Receipts	Total Nos. shares held (VII)=(VI)+(V)	Shareholding as a % of total no. of shares (calculated as per SCRR, 1957)	Number of Voting Rights of securities			No. of Shares underlying convertible securities (including warrants)	Shareholding as a % assuming full conversion of convertible securities (as a percentage of diluted share capital)	Number of shares locked in shares		Number of shares pledged or otherwise encumbered		Number of equity shares held in dematerialized form	
								No. of Voting Rights					Total as a % of (A+B+C)	No. (a)	As a % of total shares held (b)	No. (a)		As a % of total shares held (b)
								Class eg: X (having voting rights)	Class Eg: Y	Total								
(I)	(II)	(III)	(IV)	(V)	(VI)	(VII)=(VI)+(V)	(VIII) As a % of (A+B+C2)	(IX)	(X)	(XI)=(VII)+(X) As a % of (A+B+C2)	(XII)	(XIII)	(XIV)					
(a) Institutions Mutual Funds		0	0	0	0	0	0	0	0	0	0	0	0	0	0	0	0	
(b) Venture Capital Funds		0	0	0	0	0	0	0	0	0	0	0	0	0	0	0	0	
(c) Alternate Investment Funds		0	0	0	0	0	0	0	0	0	0	0	0	0	0	0	0	
(d) Foreign Venture Capital Investors		0	0	0	0	0	0	0	0	0	0	0	0	0	0	0	0	
(e) Foreign Portfolio Investors		0	0	0	0	0	0	0	0	0	0	0	0	0	0	0	0	
(f) Financial Institutions/Banks		1	165000	0	0	165000	3.30	165000	0	165000	3.30	0	0	0	0	0	0	
(g) Punjab State Industrial Development Corporation		1	165000	0	0	165000	3.30	165000	0	165000	3.30	0	0	0	0	0	0	
(h) Insurance Companies		0	0	0	0	0	0	0	0	0	0	0	0	0	0	0	0	
(i) Provident Funds/ Pension Funds		0	0	0	0	0	0	0	0	0	0	0	0	0	0	0	0	
(j) Any other (Specify)		0	0	0	0	0	0	0	0	0	0	0	0	0	0	0	0	
(k) Sub Total (B)(1)		1	165000	0	0	165000	3.30	165000	0	165000	3.30	0	0	0	0	0	0	
(l) Central Government/ State Government(s)/President of India		0	0	0	0	0	0	0	0	0	0	0	0	0	0	0	0	
(m) Sub Total (B)(2)		0	0	0	0	0	0	0	0	0	0	0	0	0	0	0	0	
(n) Non-institutions- (i) Individual shareholders holding nominal share capital upto Rs. 2 lacs		730	106260	0	0	106260	2.13	106260	0	106260	2.13	0	0	0	0	0	6000	
(ii) Individual shareholders holding nominal share capital in excess of Rs. 2 lacs		4	909729	0	0	909729	18.19	909729	0	909729	18.19	0	0	0	0	0	642500	
(o) NBF-Cs registered with RBI		0	0	0	0	0	0	0	0	0	0	0	0	0	0	0	0	
(p) Employee Trusts Overseas		0	0	0	0	0	0	0	0	0	0	0	0	0	0	0	0	
(q) Depositories (holding DRs) (balancing figure)		0	0	0	0	0	0	0	0	0	0	0	0	0	0	0	0	
(r) Any other (specify)		6	69950	0	0	69950	1.40	69950	0	69950	1.40	0	0	0	0	0	68300	
(s) Bodies Corporate		740	1085939	0	0	1085939	21.72	1085939	0	1085939	21.72	0	0	0	0	0	716800	
(t) Sub Total (B)(3)		740	1085939	0	0	1085939	21.72	1085939	0	1085939	21.72	0	0	0	0	0	0	
(u) Total Public Shareholding (B)=(1)+(B)(2)+(B)(3)		741	1250939	0	0	1250939	25.02	1250939	0	1250939	25.02	0	0	0	0	0	716800	



For Samrat Forgings Ltd.  
Managing Director

Table IV - Statement showing shareholding pattern of the Non Promoter- Non Public Shareholder

Category & Name of the shareholders	PAN	No. of Shareholders	No. of fully paid up equity shares held	No. of partly paid up equity shares held	No. of shares underlying Depository Receipts	Total Nos. shares held (VII) = (IV) + (V) + (VI)	Shareholding as a % of total no. of shares (calculated as per SCRR, 1957)	Number of Voting Rights held in each class of securities			No. of Shares underlying convertible securities (including warrants)	Shareholding as a % assuming full conversion of convertible securities (as a percentage of diluted share capital)	Number of shares locked in shares		Number of shares pledged or otherwise encumbered		Number of equity Shares held in dematerialized form	
								No. of Voting Rights					Total as a % of (A+B+C)	No. (a)	As a % of total shares held (b)	No. (a)		As a % of total shares held (b)
								Class eg. X (having voting rights)	Class Eg. Y	Total								
(1)	(II)	(III)	(IV)	(V)	(VI)	(VII) = (IV) + (V) + (VI)	(VIII) As a % of (A+B+C2)	(IX)	(X)	(XI) = (VII) * (X) As a % of (A+B+C2)	(XII)	(XIII)	(XIV)					
(1) Custodian/DR Holder		0	0	0	0	0	0	0	0	0	0	0	0	0	0	0		
(2) Employee Benefit Trust (under SEBI (Share based Employee Benefit) Regulations, 2014		0	0	0	0	0	0	0	0	0	0	0	0	0	0	0		
Total Non-Promoter-Non Public Shareholding (C)=(1)+(2)		0	0	0	0	0	0	0	0	0	0	0	0	0	0	0		

Note

- (1) PAN would not be displayed on website of Stock Exchange(s)
- (2) The above format needs to disclose name of all holders holding more than 1% of total number of shares
- (3) W.r.t. the information pertaining to Depository Receipts, the same may be disclosed in the respective columns to the extent information available

